
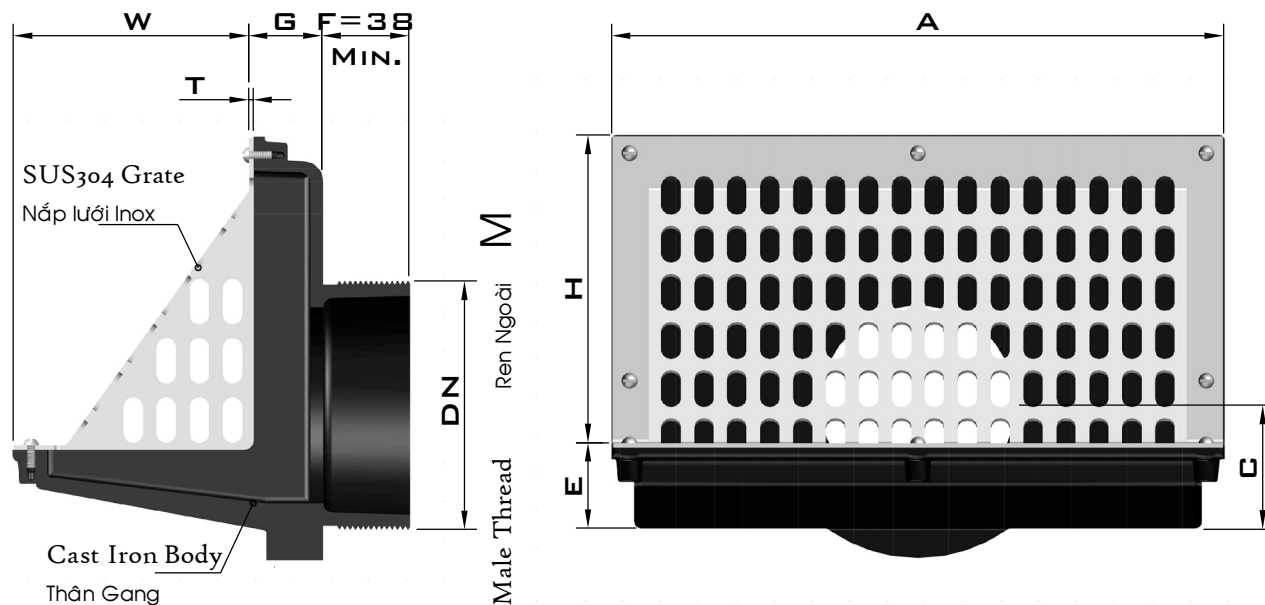


# Scupper Drains

## Phễu thoát nước Ngang

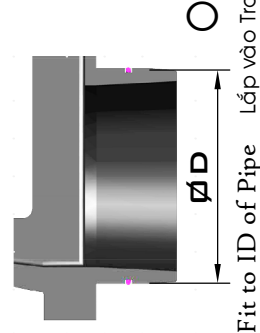
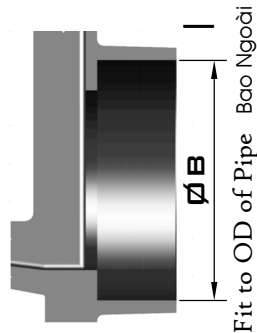
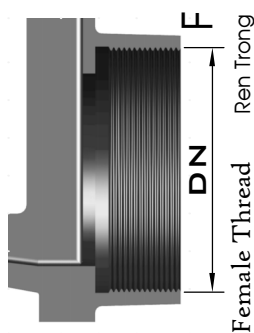


### Kiểu S2 Model



Options: Pipe Connection

Tùy chọn: Cách Nối Ống



Pipe Size	A	ØB	C	ØD	E	G	H	T	W	Free Area	Code
Kích thước Ống	(in)	(mm)	(mm)	(mm)	(mm)	(mm)	(mm)	(mm)	(mm)	Diện tích Rãnh thoát (mm <sup>2</sup> )	Mã số
DN50	2	120	61	30	52	30	30	75	1.5	4,000	S2060 O 120 S021C
DN65	2 1/2	120	76	38	67	30	30	75	1.5	4,000	S2075 O 120 S021C
DN80	3	132	90	50	81	48	30	70	1.5	5,000	S2090 O 132 S021C
DN80	3	270	90	47	81	36	32	138	2.0	20,000	S2090 ? 270 S021C
DN100	4	270	110	57	98	36	32	138	2.0	20,000	S2110 O 270 S021C
DN100	4	270	115	57	102	36	32	138	2.0	20,000	S2114 O 270 S021C
DN125	5	320	141	66	125	48	36	200	2.0	30,000	S2140 O 320 S021C
DN150	6	320	161	82	148	48	36	200	2.0	30,000	S2160 O 320 S021C
DN150	6	320	169	82	152	48	36	200	2.0	30,000	S2168 O 320 S021C
DN200	8	320	201	104	180	48	36	200	2.0	35,000	S2200 O 320 S021C
DN250	10	320	251	120	228	48	36	200	2.0	35,000	S2250 O 320 S021C

Connecting Method  
Cách Lắp vào Ống  
F/M/O/I